



Renaissance Investment Managers

Dear investors,

Strong wave which lifts all boats!

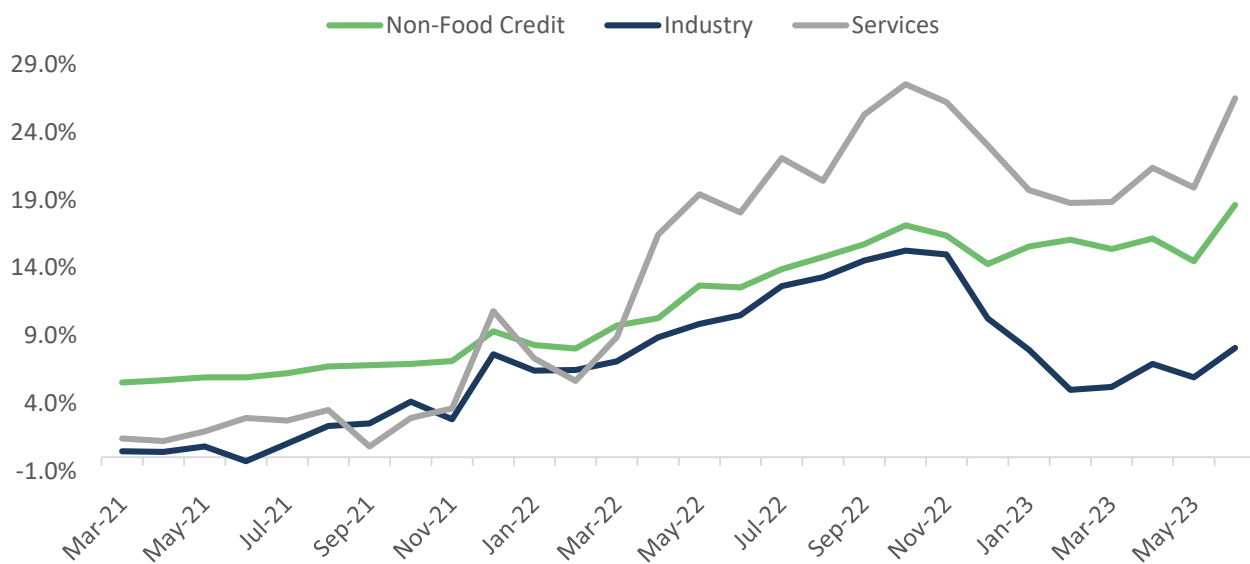
Markets globally have been buoyant Strong wave which lifts all boats!

Equity markets are pricing a full blown economic recovery. Consequently, the rally has become far more secular and broad-based engulfing the Small-caps and Micro-caps as well. Inflation across the globe is moderating, albeit gradually. However, there isn't a meaningful deterioration in economic growth numbers, despite a ~500bps increase in Fed fund's rate. Most economists have been forecasting a recession in US, but all of those have so far been pre-mature. In this backdrop, exuberance in equity market appears to be warranted.

One of the key indicators for growth is the systemic credit growth which has not only been healthy but also improving gradually over the last one year. As of June'23, the Non-Food credit growth in India stood at 16.3% YoY driven by broad based growth. After a strong growth in FY23, the momentum has continued in Q1FY24, which is a seasonally weak quarter. This assumes more importance, as the growth momentum has remained strong even in a rising interest rate scenario. Most large banks/ NBFCs have declared their results and the management commentary continues to indicate a positive bias on credit growth.

Bank Credit growth

Source: RBI



An interesting data point that caught my attention recently has been is the tremendous increase in income tax return filing. As on 31-Jul-23, ~6.77cr individuals have filed their tax returns, which is 16% increase vs. last year. In this financial year, we have added 5.4mn new taxpayers filing their tax returns, which will significantly help in increasing the tax buoyancy in the country. Over the last few years, government has made intense efforts in bringing more and more people into the tax net, which has led to all time high tax collections both on direct taxes and indirect taxes. It is important to note that over 50% of India's revenue receipts go towards meeting subsidies and interest payments, post which there are various revenue expenditures as well. Only a small portion is left for productive revenue and capital expenditure. In this backdrop, increase in tax collection will significantly aid our ability to spend on infrastructure, defence and healthcare sector which would help in driving growth in our economy.

We discussed in our last report, on how one should not be excessively concerned on delayed monsoons. We argued that spatial and temporal distribution of rainfall is more important than the headline number. With fast progress on monsoons in July, crop acreages have picked substantially during the month, which is good for the rural economy. More importantly, most FMCG companies have now started witnessing initial signs of recovery in rural India. We believe that this recovery will get more pronounced over the coming quarters as inflation moderates further and rural incomes increase.

Over the last 3 months, sectors like IT services, which were hitherto lack lustrous, have also started participating in the market rally. We continue to believe that India's growth over the next 3-5 years would be far more broad-based, unlike a narrow one witnessed during 2010-19 period. This augurs well for the equity markets as well. We believe, our portfolios are well placed to benefit from these growth under-currents of the economy. Our performance has been resilient, and we expect the same to continue going ahead as well.

Happy Investing!

Pawan Parakh
Portfolio Manager

Renaissance Opportunities Portfolio

Inception Date: 1st January, 2018

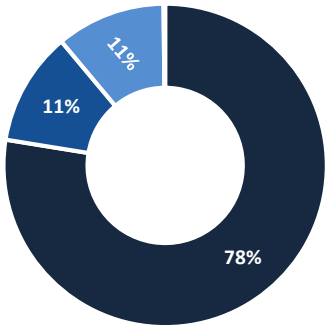
Data as on 31st JULY 2023



Investment Strategy

- Focused portfolio of 20 - 25 stocks
- High Conviction Ideas
- Investing across businesses which are at different states of their business lifecycle
- Capable of delivering sustainable, market-leading growth
- Reasonable Valuation

Portfolio Capitalization



■ Large Cap ■ Mid Cap ■ Small Cap ■ Cash

Top Holdings

Company	Weight (%)
ICICI Bank	7.77%
HDFC Bank	6.82%
Sun Pharmaceutical	6.16%
Bharti Airtel	5.83%
United Spirits	5.21%

Top Sectorial Weights

Sector	Weight (%)
Banks & Finance	26.80%
Capital Goods & Engineering	15.02%
Pharmaceuticals	13.41%
IT Consulting & Software	12.36%
FMCG	12.07%

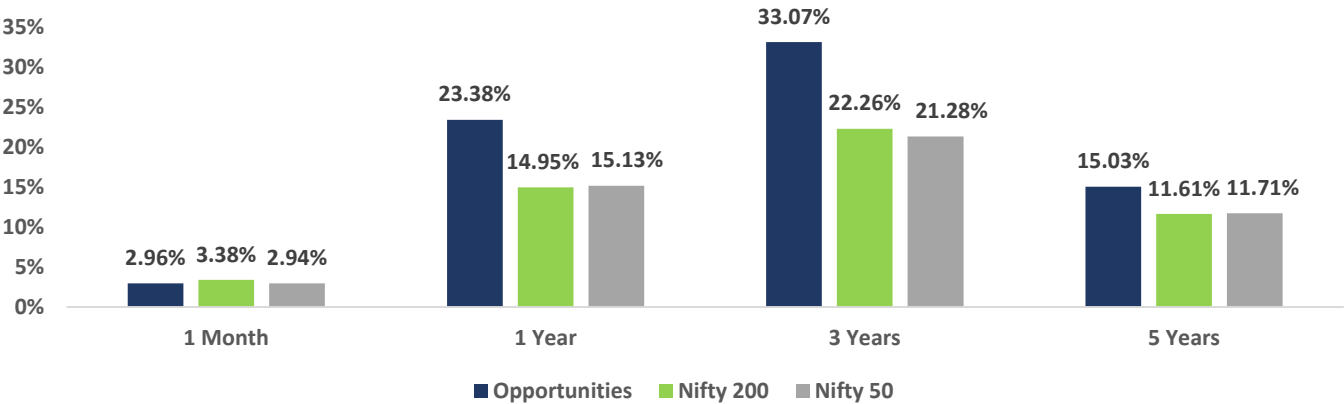
Portfolio – Fundamental Attributes

Particulars	FY24E	FY25E
PAT growth (%)	18.1%	16.1%
ROE (%)	16.9%	17.3%
P/E	26.7	21.6

Portfolio – Risk Attributes (Last 12 Months)

	Portfolio	Index
Std Dev	10.51	11.21
Information Ratio	1.75	0.00
Sharpe Ratio	1.57	0.72
Beta	0.85	1.00
Treynors Ratio	0.19	0.00

Returns



* Returns are for all clients on TWRR basis

Investment Philosophy

Sustainable Quality Growth At Reasonable Price (SQGARP)



Sustainability

Companies with sustainable and durable business models.



Quality

Superior quality businesses as demonstrated by Competitive edge, Pricing power, ROE, FCF.
Good quality and competent management teams.



Growth

Business that can deliver superior growth over medium term to long term.



Price

Ability to invest at reasonable valuations. Fair value approach to valuations.
Focus on economic value of business.

Statutory Details: Renaissance Investment Mangers Private Limited ("RIMPL") is registered under SEBI (Portfolio Managers) Regulations, 1993 as a Portfolio Manager vide Registration No. INP000005455. RIMPL is also an Investment Manager to Renaissance Alternate Investment Fund – Category III which is registered with SEBI as Alternate Investment Fund under SEBI (Alternative Investment Funds) Regulations, 2012 vide Registration No: IN/AIF3/18-19/0549.

Disclaimer: The Fund/strategy returns are of a Model Client. The performance related information provided herein is not verified by SEBI. The performance of the stock across Individual portfolios may vary significantly from the data depicted above. Returns of individual client may differ depending on timing of entry and exit, timing of additional flows and redemptions, individual client mandates, specific portfolio construction characteristics or structural parameters which may have a bearing on individual portfolio performance. No claims may be made or entertained for any variances between the above performance depictions and that of the stock within individual client portfolios. Neither RIMPL, nor the Fund/Asset Management Company, its Directors, employees or Sponsors shall in any way be liable for any variation noticed in the returns of individual portfolios. Performance related information provided herein is not verified by SEBI.

Performance of RIMPL shall have no bearing on the expected performance of the fund/strategy. Past performance of the financial products, instruments and the portfolio may or may not be sustained in future and should not be used as a basis for comparison with other investments. Fund/Strategy returns shown above are post fees & expenses. Clients are not being offered any guaranteed/assured returns. The stocks / sectors mentioned hereinabove should not be construed as an investment advice or a forecast of their expected future performance. These stocks / sectors may or may not form part of the portfolio in future.

Risk Factors: Investing in securities involves certain risks and considerations associated generally with making investments in securities. The value of the portfolio investments may be affected generally by factors affecting financial markets, such as price and volume, volatility in interest rates, currency exchange rates, changes in regulatory and administrative policies of the Government or any other appropriate authority (including tax laws) or other political and economic developments. Consequently, there can be no assurance that the objective of the Portfolio would be achieved. Prospective investors are advised to review the Disclosure Document, PPM and/or, Client Agreement, and other related documents carefully and in its entirety and consult their legal, tax and financial advisors to determine possible legal, tax and financial or any other consequences of investing under this Portfolio, before making an investment decision. RIMPL is not liable or responsible for any loss or shortfall resulting from the operation of the scheme. This document represents the views of Renaissance Investment Mangers Private Limited and must not be taken as the basis for an investment decision. Neither Renaissance Investment Mangers Private Limited nor its affiliates, its Directors or associates shall be liable for any damages including lost revenue or lost profits that may arise from the use of the information contained herein. No representation or warranty is made as to the accuracy, completeness or fairness of the information and opinions contained herein. RIMPL reserves the right to make modifications and alterations to this statement as may be required from time to time.